

# Sharpei

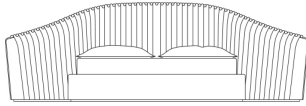
BEDS



# Sharpei

## BEDS

Structure in poplar wood and foam. Upholstery in fabric or leather from the collection. Decorative spheres in all the finishing from the collection.

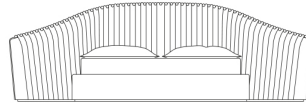


SHA.312.A

Bed (for mattress 180x200)

Standard features

L 335 D 240 H 114 cm  
L 131.89 D 94.49 H 44.88 in

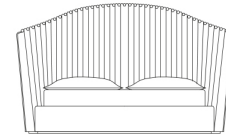


SHA.312.B

Bed (for mattress 200x200)

Standard features

L 335 D 240 H 114 cm  
L 131.89 D 94.49 H 44.88 in

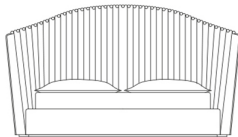


SHA.312.C

Bed (for mattress 180x200)

Standard features

L 239 D 240 H 143 cm  
L 94.09 D 94.49 H 56.3 in



SHA.312.D

Bed (for mattress 200x200)

Standard features

L 259 D 240 H 143 cm  
L 101.97 D 94.49 H 56.3 in

# Sharpei

---

BEDS

---

## UPHOLSTERY

---

Leather cat. A

Leather cat. B

Fabric cat. A

Fabric cat. B

Fabric cat. C

See the detailed files in the "Technical information" section

# Sharpei

BEDS

## STRUCTURE

Metal




Black chrome



Brushed gold



Brushed  
bronze



Brushed dark  
bronze



Gold



Chrome